
COLLEGE OF SOCIAL AND BEHAVIORAL SCIENCES

ACADEMIC ADVISING GUIDE

Contents of This Guide:

- SBS Academic Advising Information Page 2-3
- Student Responsibilities Page 4-5
- UA Graduation Requirements Page 6-8
 - University Foundation Requirements (English, Math, Second Language) Page 6
 - Placement Information Page 7
 - University General Education Requirements Page 7
 - University Unit and GPA Requirements Page 8
 - Sample Degree Requirements Page 8
- Understanding Your Advisement Report Page 9-11
- Minors and Double Majors Page 12
- SBS College Career Opportunities Page 13-14
- Transfer Credit Page 15
- Registration Tips and Reminders Page 16-17
 - Common Enrollment Error Messages Page 17
 - Checking Enrollment Requirements Page 17
 - Searching for Classes Page 18
- Important Policy Information Page 19
- Campus Resources Page 20



THE UNIVERSITY OF ARIZONA

College of Social
& Behavioral Sciences

SBS ACADEMIC ADVISING INFORMATION

Main Campus

Academic Advisors

<https://sbs.arizona.edu/advisor>

Arizona Online Campus

Academic Advisors

<https://sbs.arizona.edu/online-advisors>

To schedule an appointment and view weekly drop-in availability, visit the Trellis Website:

<http://student.trellis.arizona.edu/>

Appointments, Drop-Ins, and Email – Determine What is Best for You:

| Schedule an Appointment 30 Minute Meeting | Drop-In Advising 5-10 minutes for quick questions | Email Quick questions/clarifications |
|--|--|--|
| <ul style="list-style-type: none"> • Course planning past the current semester (graduation plan) • Minor exploration • Transfer credit approvals • Study Abroad planning • Advising signature for financial aid appeal • Concerns about academic difficulties and advice about academic success strategies • Personal exploration regarding graduate school, internships, jobs, etc. • Degree checks for graduation <p>*Make advising appointments online & add the appointment date and time to your calendar so you remember to attend.</p> | <ul style="list-style-type: none"> • General information about course offerings or content • Verification of existing schedule • General information about major requirements or UA policy • Quick signatures • Questions like: “Does this math course meet my degree requirement?” • Turn in special forms (i.e. internship, research, or preceptor enrollment) • If you have an urgent question, please feel free to drop-in. We will do our best to help, and schedule a follow-up meeting if needed <p>*Drop-in advising is on a first-come, first-served basis. There may be a wait, so make sure you have some time.</p> | <ul style="list-style-type: none"> • Clarification if you are unsure an appointment is necessary • Clarification of a UA policy or procedure • Quick review of your current course schedule • Other inquiries – if we can answer your question over email, we will. If your question is more complex, we’ll recommend that you make an appointment or attend drop-in advising hours to talk more <p>*Make sure you use your UA email address for advising communication. Allow 24-48 business hours for a response.</p> |

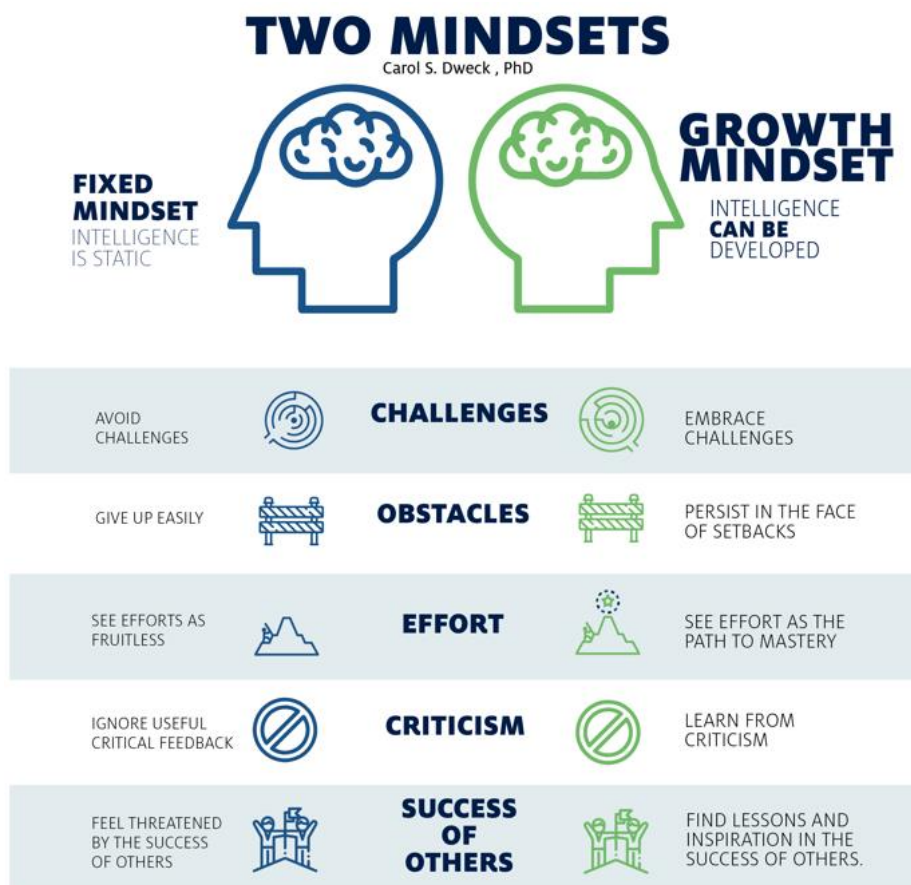
ADVISING ROLES & RESPONSIBILITIES

Students:

- Read your University email daily
- Take initiative and meet with your advisor, at least once per semester, to discuss your degree progress
- Learn your degree, major, and minor requirements, and track your progress towards graduation
- Utilize UA resources that will help you succeed academically and prepare for life after graduation
- Ask questions!

Advisors:

- Provide accurate and consistent information to the best of their abilities
- Review program requirements, policies, procedures, and deadlines during 1 on 1 student meetings
- Listen responsively to address student concerns and questions
- Refer students to appropriate support services when needed
- Are available and accessible to answer questions



As a result they may plateau early and achieve less than their full potential. All this confirms a deterministic sense of the world.

As a result they achieve ever higher levels of achievement. All this gives them a greater sense of free will.

STUDENT RESPONSIBILITIES

Student Four Year Timeline: Advisors are here to help you with all these steps. Every semester it is recommended that you meet with your advisor at least once (more if needed), and that you always ensure your well-being comes first by reaching out for personal or academic assistance when necessary.

| 1 st Year | 2 nd Year | 3 rd Year | 4 th Year |
|---|---|---|---|
| Plan to complete 30+ units by the end of your 1 st year | Plan to complete 60+ units by the end of your 2 nd year | Plan to complete 90+ units by the end of your 3 rd year | Plan to complete 120+ units by the end of your 4 th year and graduate! |
| 0-29 completed units = First Year Standing | 30-59 completed units = Sophomore Standing | 60-89 completed units = Junior Standing | 90+ completed units = Senior Standing |
| <ul style="list-style-type: none"> Explore interests, strengths, careers Make a tentative 4-year plan of classes Get involved with clubs, organizations, and volunteering Start looking into internships, research, or study abroad Start building a resume Start to develop effective time management and study strategies Attend office hours Explore campus resources that can enhance your academic and personal success Meet with your advisor to discuss your degree and graduation requirements | <ul style="list-style-type: none"> Finalize and declare major(s) and minor(s) Seek volunteer opportunities, internships, research, or study abroad programs Update resume Develop relationships with faculty and attend office hours Research post-graduate options and talk with mentors about your goals Stay involved in activities that suit interests and goals Meet with your advisor to discuss your degree and graduation requirements | <ul style="list-style-type: none"> Research career options and graduate programs Talk to advisors, internship coordinators, and career services to enhance professional skills Update resume Continue volunteer opportunities, internships, research, and club involvement Take graduate entrance exams Continue connecting with faculty and mentors Meet with your advisor to discuss your degree and graduation requirements | <ul style="list-style-type: none"> Apply for graduation and meet with your advisor to complete your degree check Finalize career, professional, or graduate school plans Apply for graduate or professional schools Submit resumes and begin interviewing for jobs or graduate schools Meet with your advisor to discuss your degree and graduation requirements |

Student Semester Timeline: Your advisors are here to help you with all of these steps

Term Begins: Identify semester goals and finalize semester schedule

Week 1: If necessary, make any last-minute changes to your schedule

- Check academic [dates and deadlines calendar](#) on the Registrar's website regarding adding and dropping courses for the semester

Week 2: Evaluate how you are doing in your classes. Make a time management plan for the semester.

- *The deadline to drop a course without a W occurs the 2nd week of classes*

Weeks 3-8: Visit your instructors during their office hours before your first exams and papers. Start looking into clubs, volunteer opportunities, and campus resources to support your success.

- *During weeks 3 through 10, you can drop a course through UAccess but will receive a "W" on your transcript (you can receive a maximum of 18 units of "W" at the UA)*

Weeks 7-8: Get ready to register for next term and make an appointment with your academic advisor

Weeks 8-10: Re-evaluate how you are doing in your current courses. Attend office hours and seek academic assistance when necessary.

- *The final withdrawal deadline will occur week 10*

Weeks 11-13: *During weeks 11-13, you can drop a course with a W only through an [electronic Late Change Petition](#) and with a documented extenuating circumstance, which must be approved by your instructor and the Dean's Office*

Week 13-15: Complete any projects due at the end of the term. Verify final exam schedule and start to review. Visit office hours and Think Tank for extra help.

Finals Week:

- *Complete withdrawal from all classes is available until the last day of classes*

*If you are enrolled in a dynamically dated class (5 weeks, 7 weeks, etc.) make sure you look at the Dates and Deadlines for those classes to understand add/drop/withdrawal deadlines, as they will be different from 15-week courses: <https://www.registrar.arizona.edu/courses/dates-deadlines>

GRADUATION REQUIREMENTS

UNIVERSITY FOUNDATION REQUIREMENTS

English

Choose one of the following sequences based on your [foundation writing placement](#)

- **ENGL 101(A) & 102**
- **ENGL 106, 107, & 108**
(ESL students)
- **ENGL 109H**
(Honors course, requires appropriate placement)

Math

Your foundation math requirement depends on your major. **Always review your math requirement with your advisor.**

- **General Strand:** PHIL 110, LING 123, or a higher MATH course
- **Moderate Strand:** MATH 107, MATH 112, or a higher MATH course
- **Advanced Strand:** MATH 113, MATH 122A and MATH 122B, MATH 125, or a higher MATH course

Students must test into MATH 107, or higher MATH courses, or complete the necessary math sequence based on [placement](#).

For example: MATH 100 → MATH 107 or MATH 112

- Some majors require additional math/statistics courses as part of the major curriculum.
- It is highly recommended that students complete their foundation math requirement before their junior year.
- Meet with your advisor to plan correctly!

Second Language

Students must demonstrate second language proficiency at the required level of their degree/major.

Your second language requirement depends on your degree/major. Always review your language requirement with your advisor.

- **Bachelor of Science (B.S.) degree:** 2nd semester proficiency required
(EX: SPAN 101 and SPAN 102)
- **Bachelor of Arts (B.A.) degree:** 4th semester proficiency required
(EX: SPAN 101, SPAN 102, SPAN 201, and SPAN 202)

There are 3 ways to demonstrate second language proficiency:

1. Complete a second language course with a "C" or better (e.g., SPAN 102/202 or FREN 102/202)
2. Earn an appropriate score on a [language proficiency exam](#) administered by UA
3. Earn an appropriate AP, IB, or CLEP exam score

Placement Information

- Writing Placement: <https://english.arizona.edu/foundations-writing>
 - Math Placement: <http://math.arizona.edu/academics/placement>
 - Language Proficiency FAQs: <https://advising.humanities.arizona.edu/second-language-proficiency/language-placement-and-proficiency-exams-faqs>
 - Language Proficiency Exam: <https://lppe.humanities.arizona.edu/>
 - Linguistics Proficiency Exams for less-commonly taught languages: <https://linguistics.arizona.edu/language-exams>
 - Testing Office, for Math Placement Test and CLEP Exam: <http://testing.arizona.edu/>
-

GENERAL EDUCATION REQUIREMENTS

| Required for <u>ALL</u> Students |
|---|
| Intro and Exit General Education Courses |
| *UNIV 101: Intro to General Education (1 unit) |
| *UNIV 301: General Education Capstone (1 unit) |

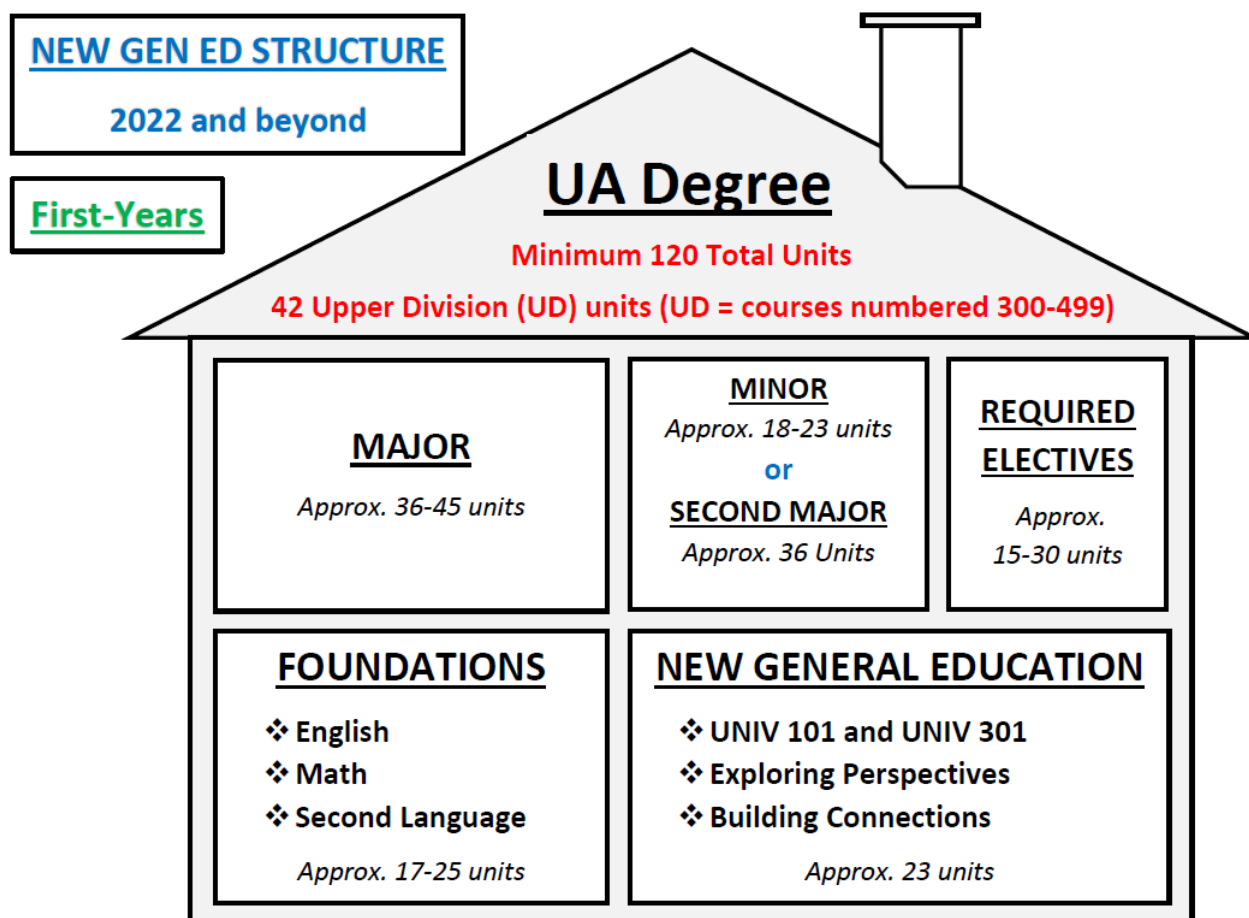
| Required for <u>ALL</u> Students | | |
|--|------------------------------------|---------------------------------------|
| Foundations | Exploring Perspectives | Building Connections |
| English Foundation (Approx. 6 units) | Artist (3 units) | Building Connections (3 units) |
| Math (Approx. 3 units) | Humanist (3 units) | Building Connections (3 units) |
| Second Language (Approx. 8-20 units) | Natural Scientist (3 units) | Building Connections (3 units) |
| | Social Scientist (3 units) | |

*Required for First-Year Students only; Transfer Students are exempt.

UNIT & GPA REQUIREMENTS

- Minimum 120 Overall Units required
- Minimum 42 Upper Division (UD) Units required
 - UD = Any 300-499 level courses
- Minimum 56 Units must be University Level
 - (Not taken at a community college)
- Minimum 30 Units in Residence
 - (In residence means taken at UA)
- Minimum 18 of 30 units in residence must be Upper Division (300-499 level courses)
- Minimum 2.0 Cumulative GPA, 2.0 Major GPA, and 2.0 Minor GPA is required to graduate
 - If a student's Cumulative GPA falls below a 2.0 at any point in their undergraduate education, they are placed on academic warning or academic probation, and are required to meet with academic advisors.
 - Students who continue below a 2.0 Cumulative GPA for 3 semesters or more risk being ruled academically ineligible to remain at the University

SAMPLE DEGREE REQUIREMENTS



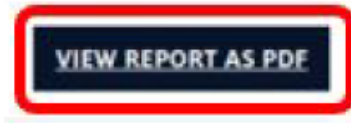
UNDERSTANDING YOUR ADVISEMENT REPORT

Access Your Advisement Report through your UAccess Student Center:



Your Advisement Report is the official record of your progress toward graduation.

We strongly recommended that you view your Advisement Report as a PDF document.



Your Advisement Report tells you important information:

- Your requirement term or catalog year
- Your GPA (overall GPA, major GPA, and minor GPA)
- Units Required, Completed & in Progress

Note: Units listed in the **total units** (middle column) includes all units completed and currently in progress at UA.

Academic Advisement Report
For Not Her Real Name Kathy (21212121) prepared
on 10/06/2020 Requested by BATCH USER

Graduation Requirements

Your

| Academic level | Required GPA | Actual GPA | GPA Status | Requirement Term |
|-----------------------------------|----------------|---------------|-------------------|------------------|
| Undergraduate Career | 2.000 | | Not Satisfied | Fall 2020 |
| Law Major (BA) | 2.000 | | Not Satisfied | Fall 2020 |
| Unit Requirements | Required Units | Total Units * | In Progress Units | Unit Status |
| Units Required for this Degree | 120.00 | 18.00 | 14.000 | Not Satisfied |
| Upper Division Units | 42.00 | 0.00 | 0.000 | Not Satisfied |
| Units in Residence | 30.00 | 14.00 | 14.000 | Not Satisfied |
| Upper Division Units in Residence | 18.00 | 0.00 | 0.000 | Not Satisfied |

Advisement Report PDF also keeps track of the courses you completed and are currently taking.

TR = Transfer Course, EN = Taken and completed at UA, IP = In Progress Currently

Minor Units

(R2868/L10)

Satisfied: A minimum of 18 units are required in the minor.

· **Units:** 18.00 required, 18.00 completed

| Term | Subject | Catalog Nbr | Course Title | Grade | Units | RptCd | RqDes | Type |
|-----------|---------|-------------|------------------------------|-------|-------|-------|-------|------|
| Fall 2019 | ELCR | 1TR | ELCR Lower Division Transfer | TA | 3.00 | | GETH | TR |
| Fall 2019 | ELCR | 1TR | ELCR Lower Division Transfer | TA | 3.00 | | GETH | TR |
| Fall 2019 | ELCR | 1TR | ELCR Lower Division Transfer | TA | 3.00 | | GETH | TR |
| Fall 2020 | HIST | 301 | Intro Study of History | B | 3.00 | | | EN |
| Fall 2020 | HIST | 405A | Medieval Europe | B | 3.00 | | | EN |
| Sprg 2021 | HIST | 443 | Env. Hist. of Middle East | | 3.00 | | | IP |

Pay attention to the red “**Not Satisfied**” areas. If you have questions about unsatisfied requirements, talk with your academic advisor.



4. Law Core

(R15480/L50)

Not Satisfied: Complete 4 courses.· **Courses:** 4.00 required, 0.00 completed, 4.00 needed

| Term | Subject | Catalog Nbr | Course Title | Grade | Units | RptCd | RqDes | Type |
|------|---------|-------------|--------------|-------|-------|-------|-------|------|
| | LAW | 401 | | | | | | |
| | LAW | 402A | | | | | | |
| | LAW | 402B | | | | | | |
| | LAW | 404 | | | | | | |

Courses Available

LAW 401, LAW 402A, LAW 402B, LAW 404

Courses Available: This area shows students which UA courses meet the degree requirements for a specific category. If a course does not appear in this section, then it likely does not apply to that category.

Minors or Double Majors (Required)

SBS College Students are **required** to have a **Minor or a Second Major**

- **Minors** are typically 18-21 units, and 9 units must be upper division (300-499 level courses)
- Students are encouraged to choose a minor in an area related to their interests and career goals. Your minor often does not need to be related to your major.
- You may choose any minor on campus, or take courses toward a thematic minor
 - o SBS College Minors: <https://sbs.arizona.edu/minors>
 - o All Minors - Advising Directory: <http://advising.arizona.edu/advisors/minor>
- **Double Majors** may be a great choice for students who wish to explore a second subject in greater detail. Planning ahead and meeting with your academic advisor can help students complete a double major within a four-year timeframe.
 - o SBS College Majors: <https://sbs.arizona.edu/declare-your-major>
 - o All Majors – Advising Directory: <https://advising.arizona.edu/advisors/major>
- SBS College Programs for Arizona Online Students: <https://sbs.arizona.edu/undergraduate-online-programs>

SBS - “THE PEOPLE COLLEGE”

- | | |
|--|---|
| <ul style="list-style-type: none"> • American Indian Studies • Anthropology • Arabic • Care, Health & Society • Communication • Creative Writing • Criminal Justice Studies • English • Environmental Studies • Food Studies • Gender & Women’s Studies • Geography • Global Studies • History • Journalism | <ul style="list-style-type: none"> • Judaic Studies • Latin American Studies • Law • Linguistics • Mexican American Studies • Middle Eastern & North African Studies • No Major Selected • Philosophy • Philosophy, Politics, Economics & Law • Political Science • Professional & Technical Writing • Public Management & Policy • Sociology • Studies in Global Media • Urban & Regional Development |
|--|---|

SBS COLLEGE CAREER OPPORTUNITIES

The programs in the College of Social and Behavioral Sciences provide a multidimensional approach to understanding human behavior and relationships from social, cultural, and human perspectives. You will build interpersonal skills and learn how to apply your knowledge in a career or graduate program that suites your interests and goals.

UArizona's Senior Survey showed that students who participated in an internship or other engagement experience were one and a half times more likely to report employment upon graduation. Some SBS programs require an internship for graduation, and all programs encourage it. We suggest you connect with your [department's internship coordinator](#) to discuss internship options.

Student Engagement and Career Development

We strongly recommend using the resources of [Student Engagement and Career Development \(SECD\)](#) early on in your academic career, even before you are in an active internship or job search. This can include:

- Making an account in [Handshake](#), which is the University's job and internship portal for on-campus jobs, and off-campus jobs and internships
 - Handshake is also how you RSVP for Student Engagement and Career Development events!
- Attending career fairs, employer information sessions, alumni talks, and other SECD events

Handshake

What does it take to make a difference?



(And are you up for
the challenge?)

Enroll in Blue Chip Leadership and find out!



Career Courses

SBS and SECD have collaborated to offer you two Career Courses in which you can earn one unit of upper division credit while exploring career paths and building job-searching skills:

[SBS 311: Design Your Life](#)

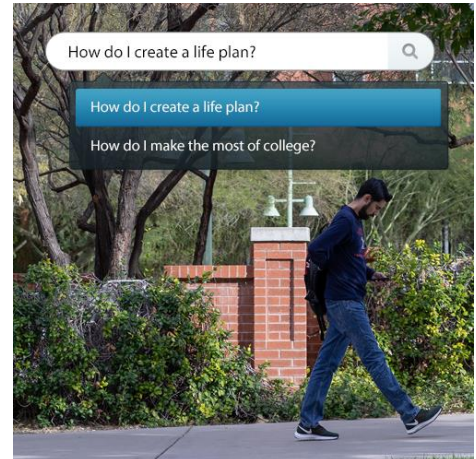
Are you wondering (and worrying) about what you should do with your life and your career? In 7 short weeks, you'll have the opportunity to design a fulfilling life and career, specific to you.

- Uncover career paths that interest you and develop strategies to explore those interests.
- Determine what you want in life and in your career, and how to get it.
- What fizzles? What rings true?

[SBS 411: Design Your Search](#)

In 7 short weeks, you have the opportunity to design an internship or job search specific to you.

You'll gain knowledge about timelines, resources, and expectations of a successful search and reflect on how your personal skills have value in your desired career path. You should take this course when you are in an active search for a job or internship or plan to start searching soon.



LifeLab: From Here to Career: <https://career.arizona.edu/lifelab/>

Get on-demand support with your career, no matter your starting point.

OPEN HOURS

Monday-Friday, 12 PM - 5 PM

NEW LOCATION: BEAR DOWN GYM ROOM 264



- ✓ Chat 1:1 with a LifeLab Guide to uncover your questions and goals.
- ✓ Explore different resources and programs that can get you closer to where you want to be.
- ✓ Commit to a next step and find out how to make it happen. Build career momentum, one step at a time.

TRANSFER CREDIT

Transfer Credit Office: <https://transfercredit.arizona.edu/>

- For all transfer coursework, before taking the course you should verify that credits will transfer to UA and fulfill necessary requirements
- [How to View your Transfer Credit Report](#)

For courses taken at Arizona Community Colleges:

- Use the [AZ Transfer Course Equivalency Guide](#) to make sure that you take correct courses at your local AZ community college



Transfer Credit

Until the Model Status reads Posted all Transfer Credit is subject to change.

▼ Course Credits

| | | | | |
|-------------|---------------------------|--------------------|-----------------------|--|
| Model Nbr | 1 | Posted | | |
| Institution | The University of Arizona | Credit Source Type | External | |
| Career | Undergraduate | Source Institution | Iowa State University | |
| Program | College of Science | | | |

| Group | Seq | Term | Year | Incoming Course | Description | Units Taken | Grade Input | Equivalent Course | Units Transferred | Grade | Status |
|-------|-----|------|------|-----------------|-------------------------|-------------|-------------|-------------------|-------------------|-------|----------|
| 1 | 1 | FALL | 2013 | CHEM 177 | General Chemistry I | 4.00 | TC- | CHEM 151 | 5.000 | TC- | Posted |
| 1 | 2 | FALL | 2013 | CHEM 177L | General Chemistry I Lab | 1.00 | TB | | 0.000 | | Posted |
| 2 | 1 | SPR | 2014 | LIB 160 | INFORMATN LITERACY | 1.00 | TS | | 0.000 | | Rejected |
| 3 | 1 | SPR | 2014 | BIOL 211 | Principles of Biology I | 3.00 | TB- | ECOL 182R | 3.000 | TB- | Posted |
| 4 | 1 | SPR | 2014 | STAT 104 | INTRO TO STATISTICS | 3.00 | TB+ | MATH 1TR | 3.000 | TB+ | Posted |
| 5 | 1 | FALL | 2013 | MATH 140 | COLLEGE ALGEBRA | 3.00 | TB- | MATH 1TR | 3.000 | TB- | Posted |

If You Plan to Take Courses Outside of the State of Arizona:

- View the [UA Transfer Credit Guide](#) to see if the out of state courses have already been evaluated

Transfer Credit Approvals:

- For approval of other courses not listed on the transfer guides, [submit a Course Equivalency or Credit Request](#)
- For Math courses submit a [Math Transfer Credit Evaluation Request](#) to the Math department.

Transfer Credit Reminders:

- Grades of "C" or better are required in all transfer work
- Transfer courses will never impact your UA Arizona GPA
- You cannot GRO classes taken elsewhere
- Once coursework is complete, you need to [send official transcripts to the UA](#)

Studying Abroad: <https://global.arizona.edu/study-abroad>

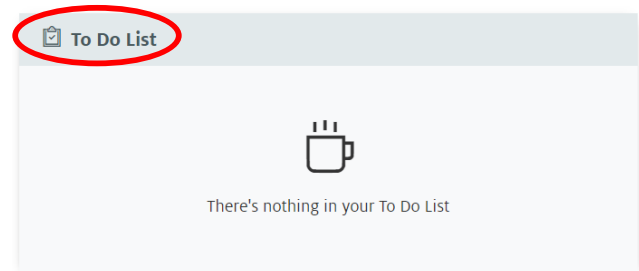
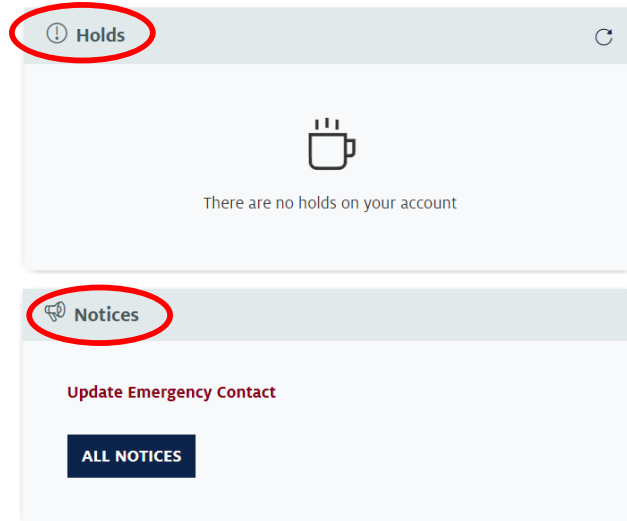
If you plan to study abroad, see your advisor early to talk about planning for your semester away. Graduating in four years while also studying abroad is feasible with the right planning!

- Save some appropriate general education, major, & minor coursework is often a best practice
- Plan ahead and discuss your plans with your academic advisor

REGISTRATION TIPS AND REMINDERS

Check **Notices, Holds, and To-Do List** on your [UAccess Student Center](#).

- Some items are informational, other items may require immediate action
- Past due balance, academic warning/advising, and campus health holds, etc. may restrict you from registering!



Every student is given an enrollment date, which is assigned in UAccess. Your enrollment appointment will begin at 6AM on the date assigned, and remain open until the start of the next semester.

Starting in late-October and late-March each semester, you can view your enrollment date on your UAccess Student Center. This will tell you when you can start adding courses to your shopping cart and when you can begin enrolling in courses.

Remember that your enrollment date is based on your [class standing](#), which is based on units completed as of the beginning of this semester, not how many years you've been a student.

Your Registration Dates

Spring 2024

Shopping Cart: **Available Now**

Enrollment Open: Nov 13 @ 6am

Winter 2023

Enrollment Open: **Enroll Now**

- **0-29 units completed** = **First Year registration**
- **30-59 units completed** = **Sophomore registration**
- **60-89 units completed** = **Junior registration**
- **90+ units completed** = **Senior registration**

Registration Schedule: <https://registrar.arizona.edu/registration-schedule>

Common Enrollment Error Messages:

If you get an error message when enrolling in a course, take a minute to think about why:

- **Do you meet the enrollment requirements and prerequisites listed for the course on UAccess?**
 - When searching for courses, always click on the course and look at the “enrollment requirements” listed
 - You can also use the “check availability” feature in your UAccess shopping cart in order to determine your ability to enroll in a course
 - During the beginning of your enrollment period, some courses may only be available to students declared in certain majors. Once all students (Seniors through First Years) have had their enrollment period, departments will often open courses that may have been restricted to you earlier. This means that you can keep courses in your shopping cart, and try enrolling later, once some courses become available to you.
- **Are you trying to enroll in a course that requires department consent?**
 - Courses like internship, preceptorship, research, or independent study may require you to apply before getting permission to enroll in these courses. You cannot enroll yourself in these courses.
- **Are you trying to enroll in a course that is restricted only to Honors students?**
- **Are you trying to enroll in a course through one of UA’s distance or online campuses?**
 - Main campus students only have ability to enroll in main campus courses.
- **Are you trying to enroll in more than 19 units?**
 - You need permission to enroll in more than 19 units, and can discuss that permission with your major academic advisor

Checking Enrollment Requirements:

Make sure you look at **enrollment requirements** to determine your eligibility to enroll.

Meeting Information

Days & Times

MoTuWeTh 9:00AM - 9:50AM

Room

Education, Rm 316

Enrollment Information

Enrollment Requirements

SPAN 101 or placement (1PR or 2 PL= 201-309).

Meeting Information

Days & Times

TuTh 1:30PM - 2:45PM

Room

Rountree Hall, Rm 204

Enrollment Information

Enrollment Requirements

Junior or Senior BA LAW majors.

Searching for Classes:

From your [UAccess Student Center](#), you can search for classes under the “**Enrollment**” tab. Make sure you are searching in the correct “**Term**” (semester).

Looking for a full 15-week course, or an accelerated 7-week course? Use the “**Session**” dropdown menu to filter (7-week courses are available for many GE courses each semester).

Class Search

Find classes to enroll in

Term

Fall 2022

Session

Subject

Search Type

contains

Catalog Number

e.g. 101

Course Keyword

Campus

University of Arizona - Main

Location

☐ Show Open Classes Only

Advanced Filters >

RETURN TO MAIN

CLEAR

SEARCH

Looking for a specific class in a certain subject area?

Use the subject search area, and type in the course number.

If you want to see all classes offered, even classes that are currently full, uncheck the “**show open classes only**” box.

Use “**Advanced Filters**” to access many more search criteria.

Use the “**Course Attribute**” and “**Course Attribute Value Fields**” to search for general education classes.

Looking for an online class? You can search for fully online courses by using the “**Mode of Instruction**”

When searching for new GE Program courses in Class Search, select “**General Ed (Begins Spring 22)**”.

Advanced Filters

Filter by Class Attribute

General Education Info

Course Attribute

☒ General Ed (Begins 2022)
 ☐ General Ed-Tiers (Before 2022)
 ☐ Honors Course
 ☐ Shared Unique Number
 ☐ Student Engagement Activity
 ☐ Student Engagement Competency

IMPORTANT POLICY INFORMATION

Get to know the Catalog: <http://catalog.arizona.edu/>

Get to know the Registrar's Website: <http://www.registrar.arizona.edu/>

Dates & Deadlines

- Make sure you understand important deadlines each semester, like last day to add courses, last day to drop without a W, last day to drop on your own through UAccess, last day to file for GRO, and last day to receive a refund. Bookmark this page and refer to it every semester <https://www.registrar.arizona.edu/dates-and-deadlines>

Grade Replacement Opportunity (GRO)

- A GRO allows a student to replace their original grade with the grade earned on a second attempt.
- You must request to activate your GRO.
- You may GRO 3 courses maximum.
- You must have earned a grade of "E" or "D" in your first attempt.
<https://www.registrar.arizona.edu/records-enrollment/enrollment/grade-replacement-opportunity-gro-repeats>

Withdrawing from Courses

- Understand Withdrawal Deadlines and Withdrawal Options.
- You can receive a W in a maximum of 18 units (approximately 6 classes).
- Medical/Retroactive Withdrawal is possible for students with medical or personal circumstances affecting completion of coursework.
- Always talk with advisors about these policies and the options best suited for you.

Back 2 UA

- You can leave the UA for two semesters, if you are in good academic standing, and return without having to reapply to the university <https://admissions.arizona.edu/how-toapply/returning-students/back2ua>
- If you have a scholarship, check with the Scholarship Office about taking time away from UA

Financial Aid & Bursar's Office

- Understand your financial aid and ask questions
- Review information about summer financial aid: <https://financialaid.arizona.edu/types-ofaid/summer>
- For tuition and fees visit the bursar's office: <http://bursar.arizona.edu/students/fees>

Academic Eligibility

- A 2.0 GPA is required to be in good academic standing. Students below a 2.0 are on academic warning or probation, and are required to meet with advisors to go over academic plans.
<https://catalog.arizona.edu/policy/undergraduate-academic-eligibility-policy>

Have a scholarship?

- Make sure you understand how many units you need to take each year at UA: (most require 30 units per academic year at the University of Arizona) <https://financialaid.arizona.edu/types-ofaid/scholarships>
- Financial Aid and Scholarship Appeals: <https://financialaid.arizona.edu/policies/merit-and-assurance-appeals>

CAMPUS RESOURCES

University Services & Resources

Office of the Registrar: <http://registrar.arizona.edu/>

Academic Dates, Deadlines, and Enrollment Information:
<https://www.registrar.arizona.edu/dates-and-deadlines>

Academic Catalog: <http://catalog.arizona.edu/>

Bursar's Office: <http://bursar.arizona.edu/>

Tuition & Fees Calculator:
<https://tuitioncalculator.fso.arizona.edu/#/>

Scholarships & Financial Aid: <https://financialaid.arizona.edu/>

